



Wednesday, 5 June, 2024

Welcome to the Financial Aid Office! Whether you are a newly minted high school graduate or a college transfer, the Financial Aid Office is excited to see you on campus this fall! The Financial Aid Office has essential information regarding accepting your financial aid package for the 2024-25 academic year. This packet will contain important information on using the student financial aid portal to review and accept your package.

All students are required to use the student financial aid portal to access their financial aid package. This user-friendly portal will enable you to review and accept your financial aid awards, check for any missing documents needed to finalize your eligibility, and serve as a convenient document submission platform for verification documents.

We understand the transition to the financial aid platform may be confusing or bewildering. Please review this document to learn more about accessing the financial aid portal and tips and frequently asked questions regarding the portal. As always, the Financial Aid Office is committed to walking you through this transition and providing support with accepting your financial aid or submitting verification documents. You may contact the Financial Aid Office to ask any questions or express concerns by calling us at 302-225-6264 or emailing finaid@gbc.edu.

I hope to see you on campus soon!

Sincerely,

Eric Johnson
Director of Financial Aid
Goldey-Beacom College



Student Financial Aid Portal

The screenshot displays the Student Financial Aid Portal interface. On the left is a sidebar with navigation options: My FA, Documents, College Financing Plan, Touchpoints, Parent Portal Setup, and Logout. The main area shows a user profile, a red warning box for 'Documents requiring attention', and a 'My Financial Aid' section with a dropdown menu for 'Award Year' (2023-2024). Below this are three summary cards: 'Cost of Attendance', 'Total Offer' (\$0.00), and 'Total Accepted Aid' (\$0.00). A footer contains version and copyright information.

When you log in, the student financial aid portal’s home page will look like the screenshot above. On the left-hand side of the home page, you will notice several quick links:

- **My FA:** This link routes you back to the home page.
- **Documents:** This page will contain any missing documents you must submit to the Financial Aid Office to finalize your eligibility. You may also submit documents securely through this page.
- **College Financing Plan:** You can generate your college financing plan for the current award year by visiting this page.
- **Touchpoints:** Any communication between the Financial Aid Office and you will appear on this page.
- **Parent/Guardian Portal Setup:** If you want to give your parents access to the student financial aid portal, you can do so on this page.
- **Log Out:** When you finish your financial aid portal, click this link to log out securely.

Your financial aid portal’s home page will also include the cost of attendance information, the total amount of financial aid you are receiving, and the amount of financial aid you have accepted.

On the home page, your financial aid package for the selected award year is prominently displayed. You can switch between different years using the drop-down box. To make it even easier, unaccepted financial aid is highlighted with a yellow background and a red hazard warning sign, while accepted aid is shown on a green background.



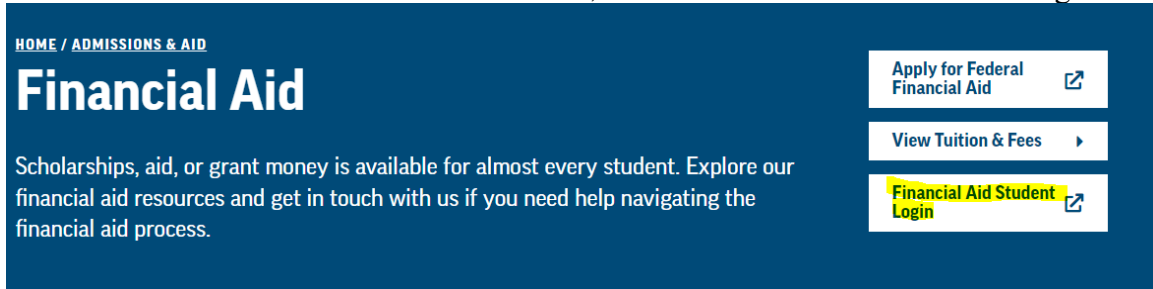
You will see a “Contact Financial Aid Office” button on the right-hand side of the home page. This button allows you to write a message to the Financial Aid Office.




Accessing the Student Financial Aid Portal

You can access the student financial aid portal through the [Financial Aid Office's webpage](#). Follow the instructions below for accessing the student financial aid portal.

1. On the Financial Aid Office's website, click on "Financial Aid Student Login."



2. On the new screen, you will see a log-in box. **Enter your GBC credentials** (please contact your admissions representative if you do not have your GBC credentials) and click the log-in button. Your screen will look like this after successfully logging in to the student financial aid portal:





Accepting Financial Aid Awards

You can review your financial aid package and awards through the student financial aid portal. If you receive federal student loans or athletic aid, you must accept your financial aid awards to have them appear on your account in the Business Office. Scholarships, grants, and private loans do not require acceptance on the student financial aid portal.

Steps for Accepting your Financial Aid Awards

1. Review your financial aid package on the student financial aid portal. If you have an award to accept or decline, you will notice the following on your screen:

My Financial Aid

Award year:
2023-2024

Student Loans

Direct UnSubsidized Loan - Federal Loan

2. You can review the full award information by clicking on the award.

My Financial Aid

Award year:
2023-2024

Student Loans

Direct UnSubsidized Loan - Federal Loan

Gross Amount: \$6,718.00
Net Amount: \$6,647.00
Session: FALL 2023
Status:
Comment:

Gross Amount: \$6,718.00
Net Amount: \$6,647.00
Session: SPRING 2024
Status:
Comment:

Federal student loans require the loan borrower to review and accept the award prior to disbursement. Entrance Counseling and the Master Promissory Note must be completed prior to any loan disbursement. Please contact the Financial Aid Office if you wish to cancel this loan.



3. To accept or decline a financial aid award, follow the steps on your screen. For federal student loans, you can also request a reduced amount if you only want to borrow the minimum amount for the academic year. Once you accept your pending financial aid awards, the awards will appear in a green background. Declined awards will appear in a different color background.

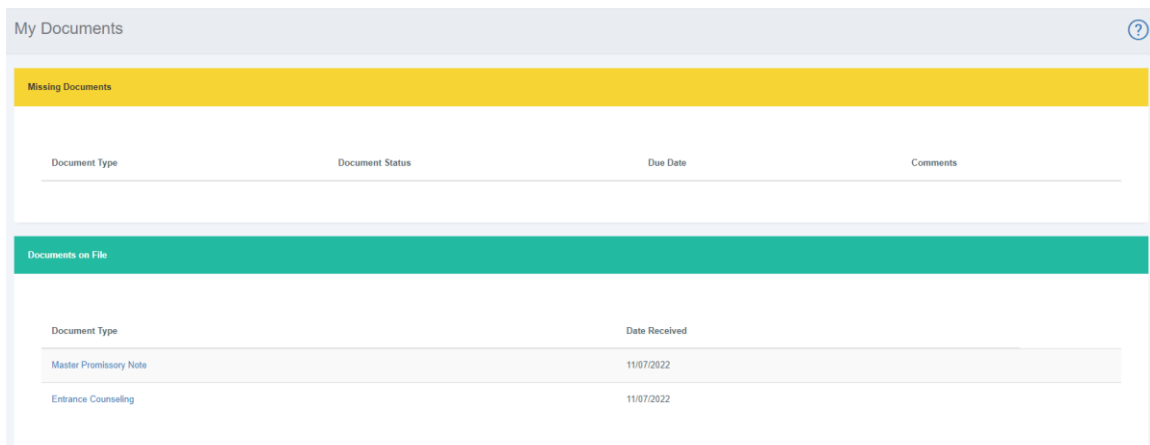
If you notice a financial aid award is inaccurate or missing from your financial aid portal, don't hesitate to contact the Financial Aid Office to discuss your financial aid package. You can reach the Financial Aid Office by calling 302-225-6264 or emailing finaid@gbc.edu.



Documents Portal



A documents link is on the left side of the student financial aid portal. When you click that link, it will take you to the screen you see in the above screenshot. On this screen, you can review missing documents in the yellow section. Additionally, you can also check the documents on file. Examples of documents you may need to submit to the Financial Aid Office include verification documents, tax returns, W2s, U.S. Citizenship documents, or other documents required to finalize your financial aid eligibility.



To submit a document, click on the document name and then follow the on-screen prompts for document submission. PDF or JPEG documents work best in the document submission portal. Once you submit your document, the Financial Aid Office will review the document. If the document receives approval, it will move into the green category. If you need to resubmit a document, the document will reappear in the missing documents section.



Frequently Asked Questions

Question: I need help finding my financial aid awards on the student financial aid portal. What should I do?

Answer: There may be several reasons why your financial aid awards are not appearing on your financial aid portal. Don't hesitate to contact the Financial Aid Office to discuss why the financial aid awards are missing.

Question: I need help accessing the student financial aid portal. What should I do?

Answer:

- Don't hesitate to contact the Financial Aid Office to discuss this issue.
- Clear your internet browser's history or cache.
- Try a different internet browser.
- Screenshot the error you are experiencing and email it to us at finaid@gbc.edu.

Question: I do not plan to use federal student loans. I see federal student loans on my financial aid portal. Should I decline the loans, or can the Financial Aid Office remove the loans?

Answer: You should decline the loans.

Question: Do I need to complete Entrance Counseling and the Master Promissory Note if I do not plan to use federal student loans?

Answer: No. If you do not plan to use federal student loans, please inform the Financial Aid Office so a staff member can waive the loan requirements.

Question: I am having issues uploading the documents to the student financial aid portal. Are there alternative methods for submitting documents?

Answer: While the student financial aid portal is the best way to submit documents securely, you can also submit documents through fax, mail, or drop them off in person. ***Do not submit any documents through email that contains personally identifying information.*** The Financial Aid Office's fax number is 302-985-5533. The Financial Aid Office's mailing address is the following:

ATTN: Goldey-Beacom College's Financial Aid Office
4701 Limestone Road
Wilmington, DE 19808

Question: How can I contact the Financial Aid Office to discuss my financial aid package?

Answer: You can contact the Financial Aid Office by calling 302-225-6264 or emailing finaid@gbc.edu.